

## Daily literacy-building activities to share with your child.

SUNDAY



MONDAY

### 1 WRITING

Sit outside and write a list of seven things you see.



TUESDAY

### 2 PLAYING

Have a scavenger hunt. Ask your child to find something round, square, red, blue, etc.

WEDNESDAY

### 3 TALKING

Make this "same and different" day.  
*How are our socks the same and different? They go on our feet and are different colors.*

THURSDAY

### 4 SINGING

Make music with things you have in the house like pots, pans, spoons, boxes, and cups.

FRIDAY

### 5 COUNTING

Talk about time. How long does it take to get to the park? How long does it take to get to the library?

SATURDAY

### 6 READING


Read a nonfiction book about birds. Talk about what you've learned. Say the rhyme "If I Were a Bird."  
*(Words are on the back. ➡)*

### 7 WRITING

Label the things in your child's room. Bed, dresser, table, book, closet. Point to the words and discuss.

### 8 PLAYING

Play with blocks. What can you make? Form the blocks into a letter shape.



### 9 TALKING

Take an alphabet walk outside. Talk about things that begin with different letter sounds.

### 10 SINGING

Sing or say "The Itsy Bitsy Spider."  
*(Words are on the back. ➡)*

### 11 COUNTING

Put the family's shoes in order from biggest to smallest.



### 12 READING

Go to the library and check out a new book.

### 13 WRITING

Draw a picture for a grandparent or other important person. Be sure to "sign" it.

### 14 PLAYING

Play "What Fits?" Will the car fit inside your shoe? Will your shoe fit inside the car?

### 15 TALKING

It's Library Card Month. Talk about what you can do at the library.



### 16 SINGING

Pick a new kind of music you haven't listened to before. Listen together. Discuss.

### 17 COUNTING

Set the table for a meal. How many plates will you need? How many utensils? Napkins?

### 18 READING

Have a family storytime. Each person picks a book.



### 19 WRITING

Use play dough to shape your child's first name.

### 20 PLAYING

Play the yes-no game about time.  
*Is it time for breakfast? Is it time to read? Is it time for kisses?*

### 21 TALKING

Before going to bed, talk about things you did this morning, this afternoon, and tonight. What will you do tomorrow?

### 22 SINGING

Sing a "good morning" song to greet your child in the morning.



### 23 COUNTING

Make a tower with blocks. Count as you add them and make the tower taller. How many before the tower tumbles?

### 24 READING

Relate the story in a book to your child's experiences. "Remember when you saw a big dog?"

### 25 WRITING

Write your child's first name. Talk about the first letter of their name. Make the sound and say words that begin with the letter.

### 26 PLAYING

Sing "Scarecrow, Scarecrow" and do all the movements.  
*(Words are on the back. ➡)*

### 27 TALKING

Offer choices today.  
*Do you want this book or that one? Do you want water or milk? Would you like a banana or strawberries?*

### 28 SINGING

Take turns singing bits of favorite songs.

### 29 COUNTING


Trace around your hand and around your child's hand. Talk about the difference in size.

### 30 READING

Look at pictures in magazines or newspapers. Take turns telling stories about the pictures.

### 31 WRITING

Draw and write outside with chalk.



## Children's reading success in kindergarten and beyond begins with positive language and literacy experiences from the time they are infants.

- Young children have shorter attention spans. You can do activities for short bits of time throughout the day or whenever you have the chance.
- You can help your children learn in ways and at times that are best for them.
- Children learn best by doing—and they love doing things with YOU!

### THE ITSY BITSY SPIDER

The itsy bitsy spider went up the water spout.

*(Move fingers up toward sky)*

Down came the rain and washed the spider out.

*(Bring fingers down and back)*


Out came the sun and dried up all the rain

*(Move arms up over head)*

And the itsy bitsy spider climbed up the spout again.

*(Move fingers up toward sky)*

REPEAT WITH "GREAT BIG SPIDER" USING A GRUFF, DEEP VOICE.



### IF I WERE A BIRD

If I were a bird, I'd sing a song

And fly about the whole day long.

And when the night comes, go to rest,

Up in my cozy little nest.

### SCARECROW, SCARECROW

*Sing to the tune of "Twinkle, Twinkle, Little Star"*

Scarecrow, scarecrow, turn around,

Scarecrow, scarecrow, touch the ground.

Stand up tall and blink your eyes.

Raise your hands up to the sky.

Scarecrow, scarecrow, touch your toes.

Scarecrow, scarecrow, tap your nose.

Swing your arms so very slow,

Now real fast to scare the crows.

Raise your head, jump up and down.

Now sit down without a sound.

# Books to Read this Month

Check out these books at the library. If they are not available, ask the librarian for a recommendation.

## FOR READERS AGES 0-3

### What's Up, Duck? A Book of Opposites

*by Tad Hills*

### Every Little Thing

*by Bob Marley and Cedella Marley*

## FOR READERS AGES 3+

### Hooray for Birds

*by Lucy Cousins*

### Hooray for Fish

*by Lucy Cousins*

